

# PLAN DE ACȚIUNE PENTRU ENERGIE DURABILĂ

**Municipiul Alba Iulia**

Raport de monitorizare MEI 2014

Actualizat: 28.10.2016



Key Actions	Area of intervention	Policy Instrument	Origin of the action	Responsible body	Implementation timeframe		Status of implementation	Estimated implementation cost (€)	Implementation cost spent so far (€)	Estimates in 2020			
					Start time	End time				Energy savings [MWh/a]	Renewable energy production [MWh/a]	CO <sub>2</sub> reduction [t CO <sub>2</sub> /a]	
<b>MUNICIPAL BUILDINGS, EQUIPMENT/FACILITIES</b>									6420000	751000	5740	1060	1835
CLE.01-S / L Elaboration of energy audits and energy labelings for public buildings in the patrimony of the Local Council .	Other	Energy certification / labelling	Local authority	Alba Iulia Municipality - Technical, Development Department	2012	2016	Ongoing	40000	2000	800	0	250	
CLE.02-S Implementation of an energy management system of the Municipalities own buildings.	Integrated action (all above)	Energy management	Local authority	Alba Iulia Municipality - Technical, Development Department	2012	2018	Postponed	70000	0	1000	0	310	
CLE.03 - S / L Thermal rehabilitation of school buildings and administrative offices in the city.	Building envelope	Building standards	Local authority	Alba Iulia Municipality - Technical, Development Department	2012	2020	Ongoing	3000000	622000	2200	0	450	
CLE.04 - S / L Energy performance contracting - CPEs - for the heating supply of municipal buildings	Energy efficiency in space heating and hot water	Public procurement	Local authority	Alba Iulia Municipality - Technical, Development Department	2013	2020	Not started	300000	0	800	0	210	
CLE.05 - L Implementation of smart metering systems for electricity and heating for municipal buildings	Other	Energy management	Local authority	Alba Iulia Municipality - Technical, Development Department	2014	2020	Ongoing	300000	2000	150	0	105	
CLE.06 - S / L Installation of solar collectors for hot water in sporting and recreational facilities	Renewable energy for space heating and hot water	Grants and subsidies	Local authority	Alba Iulia Municipality - Technical, Development Department	2012	2017	Ongoing	150000	110000	0	200	40	
CLE.07 - S Modernization of the interior lighting systems using energy efficient equipment in school buildings in the city.	Energy efficient lighting systems	Energy management	Local authority	Alba Iulia Municipality - Technical, Development Department	2013	2018	Postponed	90000	0	50	0	35	
CLE.08 - S Provision of energy efficiency measures and ensuring sustainable energy using photovoltaic panels and solar energy for the Olympic Swimming Pool.	Integrated action (all above)	Grants and subsidies	Local authority	Alba Iulia Municipality - Technical, Development Department	2011	2013	Completed	170000	15000	40	60	35	
CLE.09 - S / L Application for the "Green House" National Program or other similar programs for the buildings in the patrimony of the Municipality.	Renewable energy for space heating and hot water	Grants and subsidies	Local authority	Alba Iulia Municipality - Technical, Development Department, The Administration for Environmental Funds	2012	2020	Not started	800000	0	0	600	120	
CLE.10 - S / L Application for national programs to increase energy efficiency and use of RES in the public sector, for municipal buildings	Integrated action (all above)	Grants and subsidies	Local authority	Alba Iulia Municipality - Technical, Development Department	2013	2020	Not started	1500000	0	700	200	280	

Key Actions	Area of intervention	Policy Instrument	Origin of the action	Responsible body	Implementation timeframe		Status of implementation	Estimated implementation cost (€)	Implementation cost spent so far (€)	Estimates in 2020			
					Start time	End time				Energy savings [MWh/a]	Renewable energy production [MWh/a]	CO <sub>2</sub> reduction [t CO <sub>2</sub> /a]	
<b>TERTIARY BUILDINGS, EQUIPMENT/FACILITIES</b>									8560000	804000	54000	3000	15300
CLE.11 - S / L Elaboration of energy audits and energy labelings for tertiary buildings	Other	Energy management	Other (national, regional, ...)	Building owners	2012	2020	Ongoing	160000	4000	10000	0	3000	
CLE.12 - S / L Applying the minimum-energy-performance requirement introduction for buildings according to Law 372/2005 on the energy performance for new, sold or rented buildings	Other	Energy certification / labelling	Local authority	Alba Iulia Municipality - Urbanism, Urban Planning, Investment Department	2011	2020	Ongoing	0	0	20000	0	5900	
CLE.13 - L Implementation of smart metering systems for electricity and heating in buildings - shops, offices, office buildings.	Other	Energy management	Local authority	Alba Iulia Municipality, public institutions, economic agents	2013	2020	Ongoing	800000	400000	12500	0	3400	
CLE.14 - S / L Application for the "Green House" National Program or other similar programs for the public institutions buildings, hospitals	Other	Grants and subsidies	Other (national, regional, ...)	Building owners	2013	2020	Postponed	2500000	0	0	3000	600	
CLE.15 - L Installation of automation systems for control heating and electricity in buildings, shops, hospitals, public institutions	Other	Energy management	Other (national, regional, ...)	Building owners	2014	2020	Not started	300000	0	1500	0	400	
CLE.16 - S / L Energy performance contracting - CPEs - for the tertiary sector buildings	Other	Energy management	Other (national, regional, ...)	Building owners	2013	2020	Not started	800000	0	2000	0	400	
CLE.17 - S / L Thermal rehabilitation of shops, offices, offices buildings - about 400 offices.	Building envelope	Building standards	Other (national, regional, ...)	Building owners	2012	2020	Ongoing	4000000	400000	8000	0	1600	

Key Actions	Area of intervention	Policy Instrument	Origin of the action	Responsible body	Implementation timeframe		Status of implementation	Estimated implementation cost (€)	Implementation cost spent so far (€)	Estimates in 2020			
					Start time	End time				Energy savings [MWh/a]	Renewable energy production [MWh/a]	CO <sub>2</sub> reduction [t CO <sub>2</sub> /a]	
<b>RESIDENTIAL BUILDINGS</b>									29120000	6837000	72200	3500	17405
CLE.18 - S / L Local tax deductions for the owners who had their residential buildings thermally insulated with own finances	Other	Grants and subsidies	Local authority	Alba Iulia Municipality, Revenue Department	1999	2020	Ongoing	300000	30000	18000	0	3650	
CLE.19 - L Promotion of energy labeling of residential buildings.	Other	Energy certification / labelling	Local authority	Owners Associations, Alba Iulia Municipality, Alba Local Energy agency	2012	2020	Ongoing	20000	2000	4000	0	1000	
CLE.20 - L Implementation of smart electricity metering systems in households.	Other	Energy management	Other (national, regional, ...)	Electricity distributor	2014	2020	Ongoing	1000000	120000	3500	0	2450	
CLE.21 - S / L Thermal rehabilitation of housing blocks by application for the National Thermal Rehabilitation Programme	Building envelope	Building standards	Local authority	Alba Iulia Municipality	2012	2020	Ongoing	5000000	420000	15000	0	3030	
CLE.22 - S / L Installation of heating systems using renewable energy sources by application for the "Green House" National Program or other similar programs	Renewable energy for space heating and hot water	Grants and subsidies	Other (national, regional, ...)	Alba Environmental Protection Agency	2011	2020	Ongoing	1500000	250000	0	3500	700	
CLE.23 - S / L Implementation of electronic monitoring systems to assess energy consumption in private homes	Other	Energy management	Other (national, regional, ...)	Building owners	2012	2020	Ongoing	300000	15000	1700	0	515	
CLE.24 - S / L Thermal rehabilitation of housing blocks by owners funding	Building envelope	Other	Other (national, regional, ...)	Building owners	2011	2020	Ongoing	21000000	6000000	30000	0	6060	

Key Actions	Area of intervention	Policy Instrument	Origin of the action	Responsible body	Implementation timeframe		Status of implementation	Estimated implementation cost (€)	Implementation cost spent so far (€)	Estimates in 2020		
					Start time	End time				Energy savings [MWh/a]	Renewable energy production [MWh/a]	CO <sub>2</sub> reduction [t CO <sub>2</sub> /a]
<b>PUBLIC LIGHTING</b>								2777000	912000	920	45	677
ILP.01 - S / L Elaboration of an energy audit for the city's public lighting system;	Other	Energy management	Local authority	Alba Iulia Municipality - Technical, Development Department	2012	2017	Ongoing	17000	12000	0	0	0
ILP.02 - S Rehabilitation and improvement of public lighting in the historic and central areas as well as in the main streets and the new residential areas of the city.	Energy efficiency	Energy management	Local authority	Alba Iulia Municipality - Technical, Development Department	2012	2013	Ongoing	1700000	680000	280	0	196
ILP.03 - S / L Concession of public lighting in the city by a private operator in order to improve consumption - by energy performance contracts - CPE	Energy efficiency	Energy management	Local authority	Alba Iulia Municipality	2013	2020	Ongoing	500000	140000	520	0	365
ILP.04 - S Improving the decorative lighting systems of buildings and monuments	Other	Other	Local authority	Alba Iulia Municipality - Technical, Development Department	2012	2014	Completed	60000	60000	0	0	0
ILP.05 - L Installation of energetically independent lighting (using photovoltaic panels) in residential areas	Integrated renewable power	Energy management	Local authority	Alba Iulia Municipality - Technical, Development Department	2015	2017	Ongoing	300000	20000	0	45	32
ILP.06 - L Promotion of a public area using "Smart Lighting" systems	Energy efficiency	Energy management	Local authority	Alba Iulia Municipality - Technical, Development Department	2017	2019	Not started	200000	0	120	0	84

Key Actions	Area of intervention	Policy Instrument	Origin of the action	Responsible body	Implementation timeframe		Status of implementation	Estimated implementation cost (€)	Implementation cost spent so far (€)	Estimates in 2020			
					Start time	End time				Energy savings [MWh/a]	Renewable energy production [MWh/a]	CO <sub>2</sub> reduction [t CO <sub>2</sub> /a]	
<b>TRANSPORT</b>									60505000	20473000	47528	0	12551
TR.01 - S / L Acquisition of new means of transport for the municipal fleet, with low consumption and higher level of comfort	Cleaner/efficient vehicles	Public procurement	Local authority	Alba Iulia Municipality - Technical, Development Department	2012	2020	Postponed	200000	0	50	0	13	
TR.03 - S Establishment of an inter-community public transport system in the area of the Alba Association for Inter-community Development (AIDA) - pilot project	Modal shift to public transport	Voluntary agreements with stakeholders	Other (national, regional, ...)	Alba Iulia Municipality, STP Alba Iulia	2012	2020	Ongoing	1000000	500000	1200	0	306	
TR.06 - S Implementation of a differentiated taxation system for parking spaces to discourage car travel in the city center	Improvement of logistics and urban freight transport	Integrated ticketing and charging	Local authority	Alba Iulia Municipality - Revenues Department	2012	2017	Postponed	150000	0	7000	0	1800	
TR.02 - S / L Rationalisation of the municipal fleet lines	Improvement of logistics and urban freight transport	Transport / mobility planning regulation	Local authority	Alba Iulia Municipality - Technical, Development Department	2011	2020	Ongoing	0	0	28	0	7	
TR.03 - L Implementation of intelligent transport system (ITS) : real time information (voice + electronic display) in buses and stations, ticket sale points	Improvement of logistics and urban freight transport	Integrated ticketing and charging	Local authority	Alba Iulia Municipality, STP Alba Iulia	2013	2020	Ongoing	1500000	217000	700	0	187	
TR.04 - S / L Introduction of free rides & reduced fees for pensioners and students	Modal shift to public transport	Grants and subsidies	Local authority	Alba Iulia Municipality, STP Alba Iulia	2011	2020	Ongoing	21000000	6700000	6800	0	1815	
TR.05 - S / L Public transport fleet renewal with energy efficient vehicles and also e-vehicles.	Cleaner/efficient vehicles	Voluntary agreements with stakeholders	Local authority	Alba Iulia Municipality, STP Alba Iulia	2012	2020	Ongoing	15000000	7000000	750	0	151	
TR.07 - S Introduction of e-ticketing (mobile ticketing and mobile wallet)	Improvement of logistics and urban freight transport	Integrated ticketing and charging	Local authority	Alba Iulia Municipality - Revenues Department	2012	2013	Completed	125000	125000	0	0	0	
TR.08 - L Optimal interconnection of Alba Iulia with express roads and bypasses	Road network optimisation	Other	Local authority	Alba Iulia Municipality - Technical, Development Department, The Ministry of Transports	2015	2020	Ongoing	17000000	3300000	18000	0	4800	
TR.09 - S Optimized and secure management of urban traffic and transit (including public transport fleet management)	Improvement of logistics and urban freight transport	Other	Local authority	Alba Iulia Municipality - Technical, Development Department	2013	2020	Ongoing	100000	30000	8000	0	2200	
TR.10 - S Reasonable accommodation of main intersections in relation to composition and traffic intensity	Road network optimisation	Other	Local authority	Alba Iulia Municipality - Technical, Development Department	2013	2018	Ongoing	680000	260000	0	0	0	
TR.11 - S / L Proper organization of parking spaces, creating new spaces in residential areas and along 4 lane roads	Other	Land use planning regulation	Local authority	Alba Iulia Municipality - Technical, Development Department	2014	2018	Ongoing	500000	31000	0	0	0	
TR.12 - S Implementation of an urban biking mobility project in the historical part of the city.	Modal shift to walking and cycling	Awareness raising/training	Local authority	Alba Iulia Municipality - Technical, Development Department	2011	2013	Completed	800000	800000	800	0	210	
TR.13 - S Implementation of a tourist-cycling project in the arboretum - Mammoth Hill	Modal shift to walking and cycling	Other	Local authority	Alba Iulia Municipality - Technical, Development Department	2011	2013	Completed	900000	900000	0	0	0	
TR.14 - S Implementation of an urban mobility project regarding cycling on city level	Modal shift to walking and cycling	Other	Local authority	Alba Iulia Municipality - Technical, Development Department	2012	2015	Ongoing	1000000	500000	2400	0	612	
TR.15 - S Reducing the mobility needs by e-administrative services implementation	Information and Communication Technologies	Other	Local authority	Alba Iulia Municipality	2011	2017	Ongoing	500000	100000	1500	0	375	
TR.16 - S Reducing the mobility needs by expanding the public areas with wireless internet hot spots	Information and Communication Technologies	Other	Local authority	Alba Iulia Municipality - Technical, Development Department	2012	2014	Ongoing	50000	10000	300	0	75	

Key Actions	Area of intervention	Policy Instrument	Origin of the action	Responsible body	Implementation timeframe		Status of implementation	Estimated implementation cost (€)	Implementation cost spent so far (€)	Estimates in 2020		
					Start time	End time				Energy savings [MWh/a]	Renewable energy production [MWh/a]	CO <sub>2</sub> reduction [t CO <sub>2</sub> /a]
<b>LOCAL ELECTRICITY PRODUCTION</b>								12200000	3300000	0	10705	4202
PE.02 - S Implementation of the project "Ensuring sustainability using alternative energy sources, in four public institutions in the city of Alba Iulia"	Photovoltaics	Grants and subsidies	Local authority	Alba Iulia Municipality - Technical, Development Department	2009	2011	Completed	2100000	2100000	0	305	215
PE.06 - S / L Implementation of projects for heating / electricity production in cogeneration, using biomass for energy supply of major tertiary buildings (hospitals, schools)	Combined Heat and Power	Grants and subsidies	Local authority	Alba Iulia Municipality, public institutions	2013	2020	Not started	3500000	0	0	6000	1670
PE.03 - Establishment of a photovoltaic park by public-private partnership	Photovoltaics	Third party financing. PPP	Local authority	Alba Iulia Municipality - Technical, Development Department	2012	2020	Postponed	1000000	0	0	800	560
PE.04 - S / L Renting roofs of housing blocks and of tertiary buildings to allow heat and electricity production investments from renewable sources (solar)	Combined Heat and Power	Other	Other (national, regional, ...)	Owners Associations - owners of buildings on large surfaces, RES companies	2013	2020	Not started	4000000	0	0	1800	840
PE.05 - L Energy production from biogas, created in water treatment plants	Biomass power plant	Third party financing. PPP	Other (national, regional, ...)	Apa CTTA SA	2015	2020	Not started	400000	0	0	700	140
PE. 06 System of photovoltaic solar panels on the building roof of a large company	Photovoltaics	Other	Other (national, regional, ...)	Private company	2012	2014	Completed	1200000	1200000	0	1100	777

Key Actions	Area of intervention	Policy Instrument	Origin of the action	Responsible body	Implementation timeframe		Status of implementation	Estimated implementation cost (€)	Implementation cost spent so far (€)	Estimates in 2020			
					Start time	End time				Energy savings [MWh/a]	Renewable energy production [MWh/a]	CO <sub>2</sub> reduction [t CO <sub>2</sub> /a]	
<b>OTHERS</b>									200000	45000	6000	0	1200
PT.01 - S Elaboration and implementation of a city development plan with the assessment of spatial development of the city and protection of green areas	Urban regeneration	Land use planning	Local authority	Alba Iulia Municipality - Urbanism, Urban Planning, Investment Department	2014	2014	Completed	0	0	0	0	0	
PT.05 - S Elaboration of Sustainable Urban Mobility Plan for Alba Iulia	Urban regeneration	Land use planning	Local authority	Alba Iulia Municipality, Alba Local Energy Agency	2012	2015	Ongoing	0	0	0	0	0	
SC.01 - S / L Issuing construction permits only for execution documentation of new buildings which have the energy performance calculated already in the project (see Law 372/2005)	Other	Other	Local authority	Alba Iulia Municipality - Urbanism, Urban Planning, Investment Department	2012	2020	Ongoing	0	0	5000	0	1000	
PT.02 - S Elaboration of "General Urban Plan" with distinct approach of the energy sustainability	Urban regeneration	Other	Local authority	Alba Iulia Municipality - Urbanism, Urban Planning, Investment Department	2012	2016	Ongoing	0	0	0	0	0	
PT.03 - S / L Increase of regional attractiveness and of functionality of the public domain	Urban regeneration	Other	Local authority	Alba Iulia Municipality - Urbanism, Urban Planning, Investment Department	2012	2020	Ongoing	0	0	0	0	0	
PT.04 - S Elaboration of the Energy Strategy of the municipality	Other	Other	Local authority	Alba Iulia Municipality, Alba Local Energy Agency	2012	2018	Postponed	0	0	0	0	0	
SC.02 - S / L Issuing certificates of energy performance for buildings subject to sale / purchase or rent - according to Law 372/2005	Other	Other	Local authority	Alba Iulia Municipality - Urbanism, Urban Planning, Investment Department	2012	2020	Ongoing	0	0	1000	0	200	
AP.01 - S / L Acquisition of electrical and electronic equipments with high level of energy efficiency	Other	Other	Local authority	Alba Iulia Municipality, Public procurement service	2012	2020	Ongoing	0	0	0	0	0	
AP.02 - S / L Acquisition of recycled paper to use in the City Hall and recycling of more than 70% of paper used	Other	Other	Local authority	Alba Iulia Municipality, Public procurement service	2012	2020	Ongoing	0	0	0	0	0	
AP.03 - S / L Acquisition of recyclable consumables (eg printer cartridges)	Other	Other	Local authority	Alba Iulia Municipality, Public procurement service	2012	2020	Ongoing	0	0	0	0	0	
AP.04 - S / L Acquisition of new furniture made of recycled materials	Other	Other	Local authority	Alba Iulia Municipality, Public procurement service	2012	2020	Ongoing	0	0	0	0	0	
AP.05 - S / L Using tender books which include "green" provisions for the procurement of public works	Other	Other	Local authority	Alba Iulia Municipality, Public procurement service	2012	2020	Not started	0	0	0	0	0	
LCP.01 - S / L Annual organization of the "Intelligent Energy Days" in the city	Other	Awareness raising / training	Local authority	Alba Iulia Municipality, Alba Local Energy Agency	2012	2020	Ongoing	50000	10000	0	0	0	
LCP.04 - S Consultancy centre on efficient energy consumption and green energy production	Other	Awareness raising / training	Local authority	Alba Iulia Municipality, Alba Local Energy Agency	2012	2012	Ongoing	0	0	0	0	0	
LCP.02 - S / L Annual organisation of an educational campaign for the rational use of energy resources, the purchase of efficient appliances and for green energy production	Other	Awareness raising / training	Local authority	Alba Iulia Municipality, Alba Local Energy Agency	2012	2020	Ongoing	50000	10000	0	0	0	
LCP.03 - S Awareness-raising and informing activities among the citizens on reducing energy consumption by implementation of specific projects (such as "Energy Neighbourhoods").	Other	Awareness raising / training	Local authority	Alba Iulia Municipality, Alba Local Energy Agency	2011	2018	Ongoing	50000	20000	0	0	0	
LCP.05 - S Training on energy management in buildings for stakeholders	Other	Awareness raising / training	Local authority	Alba Iulia Municipality, Alba Local Energy Agency	2012	2016	Ongoing	20000	5000	0	0	0	
LCP.06 - S / L Promotion of responsible energy management competitions in schools	Other	Awareness raising / training	Local authority	Alba Iulia Municipality, Alba Local Energy Agency	2012	2020	Postponed	30000	0	0	0	0	
<b>TOTAL</b>								119782000	33122000	186388	18310	53170	



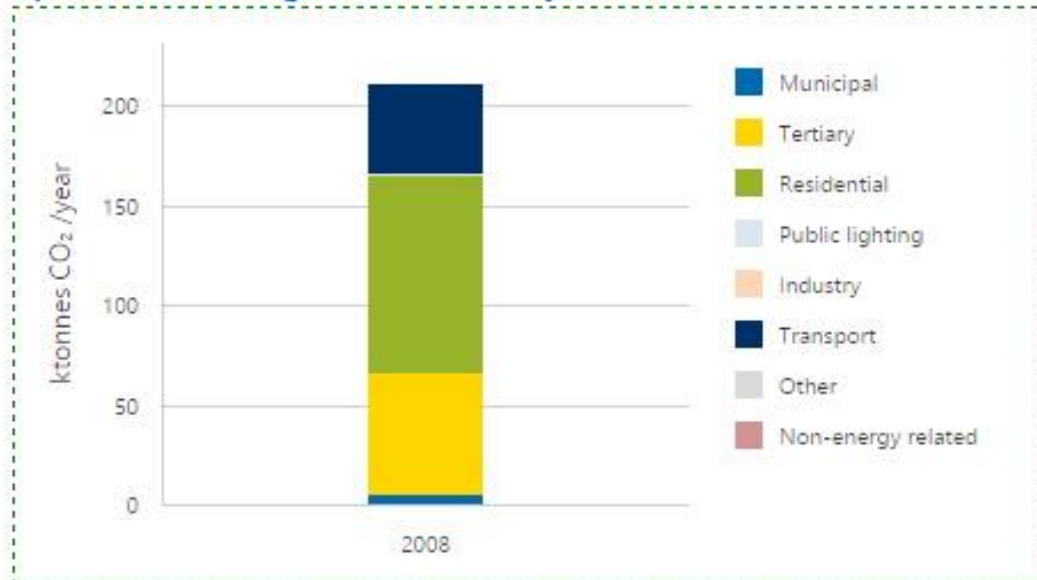
# Alba Iulia

## Action Plan in a Nutshell

Date of formal approval: 2011-07-29

Overall CO<sub>2</sub> emission reduction target: 24%

## 2) Greenhouse gas emissions per sector



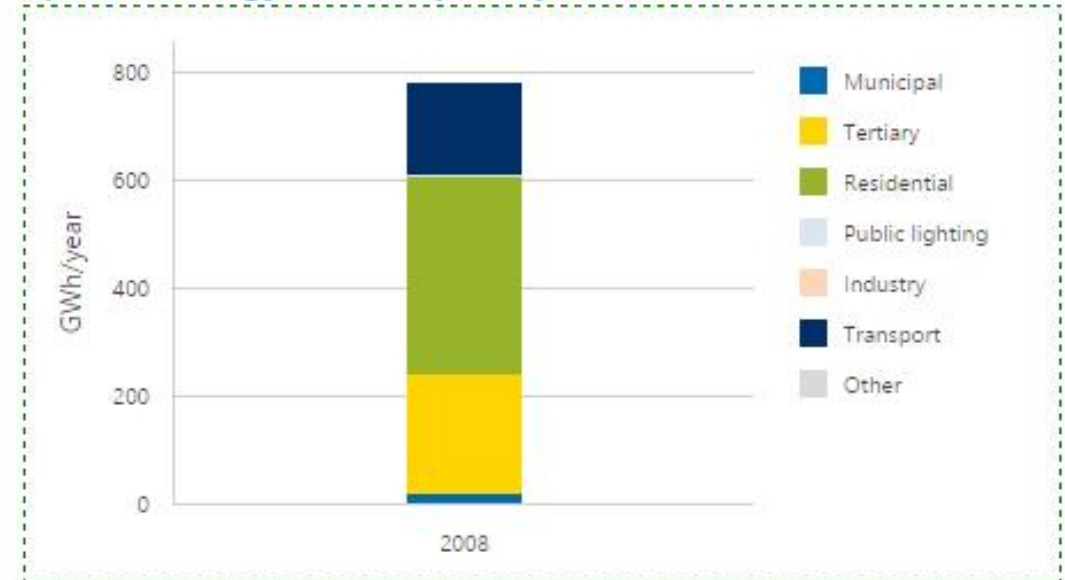
## Key Results of the Baseline Emission Inventory

Baseline year: 2008

### 1) Greenhouse gas emissions and final energy consumption per capita

Emission factor	tonnes CO <sub>2</sub> /capita	MWh/capita
IPCC	3.1	11.6

### 3) Final energy consumption per sector

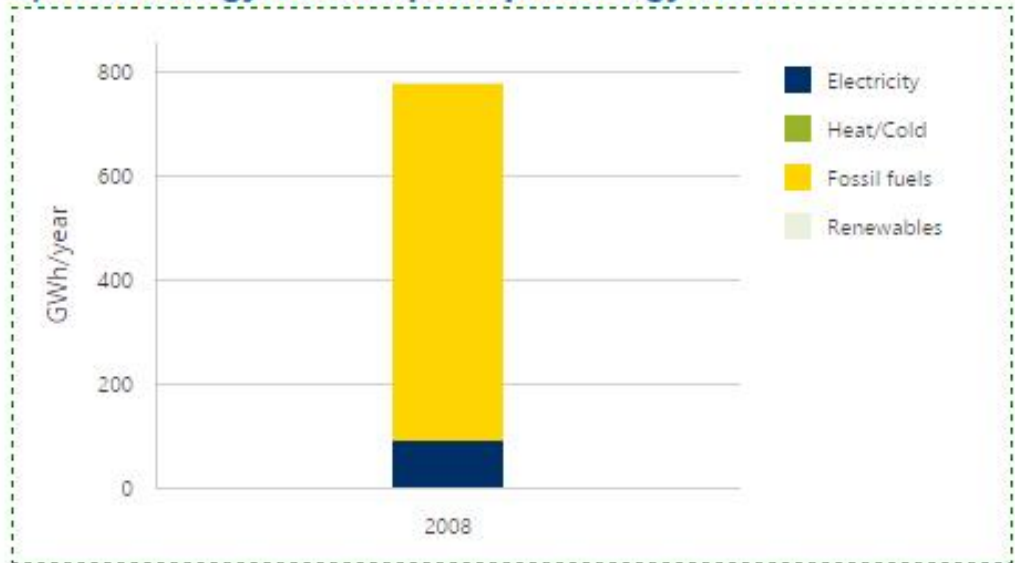


## Key elements of the SEAP

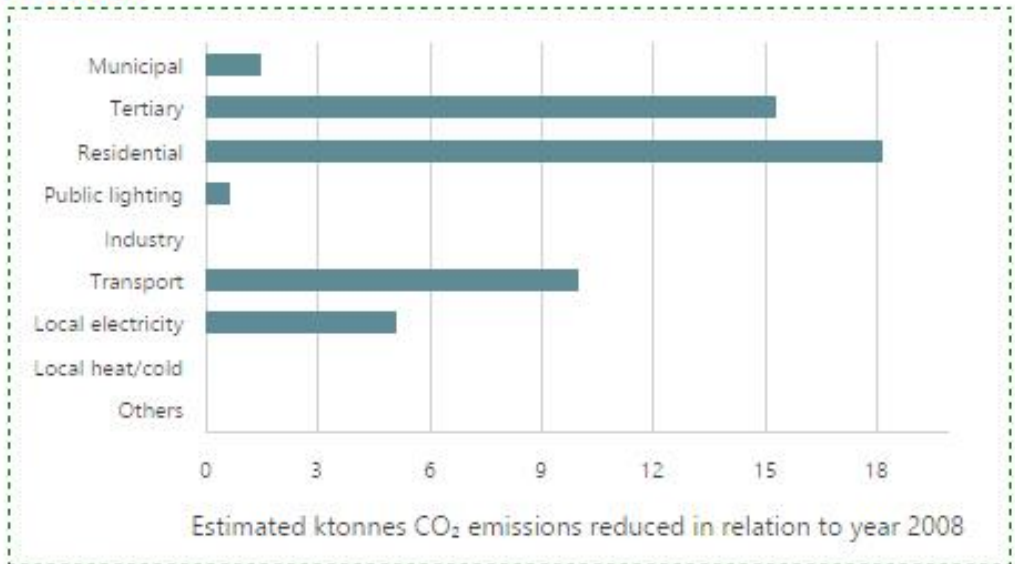
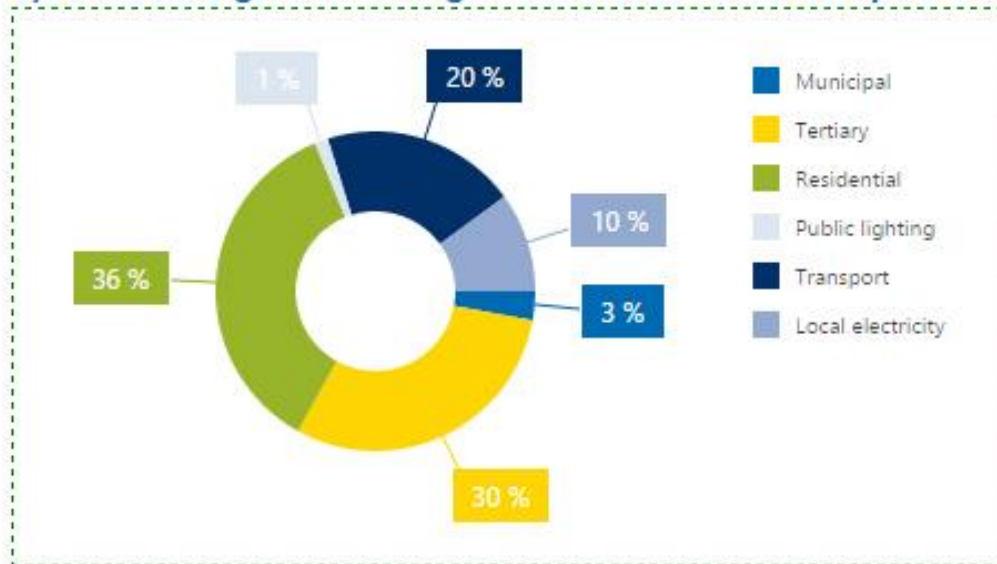
### 5) Greenhouse gas emissions reduction target

% reduction	tonnes CO <sub>2</sub>
24%	50445.1

### 4) Final energy consumption per energy carrier



### 6) Estimated greenhouse gas emissions reduction per sector in 2020

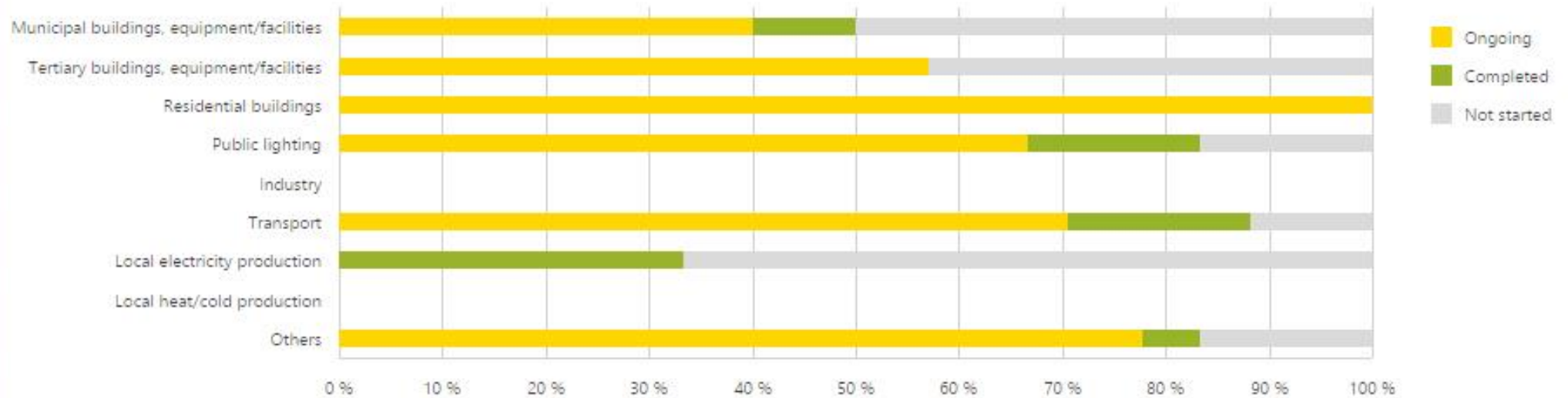


## 7) Greenhouse gas emissions per sector

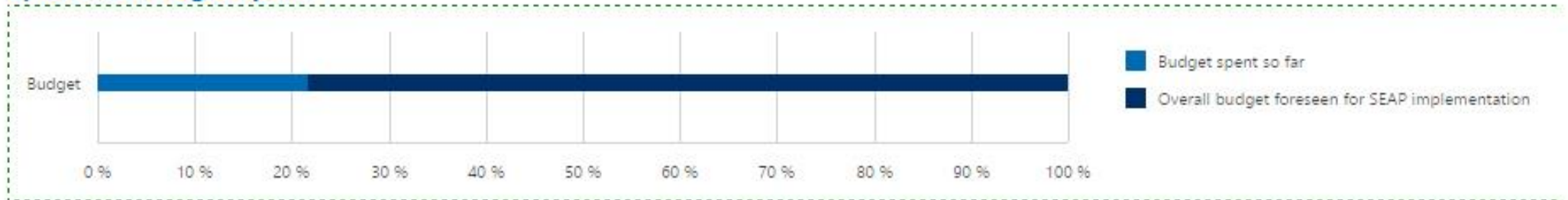


## SEAP Implementation Progress

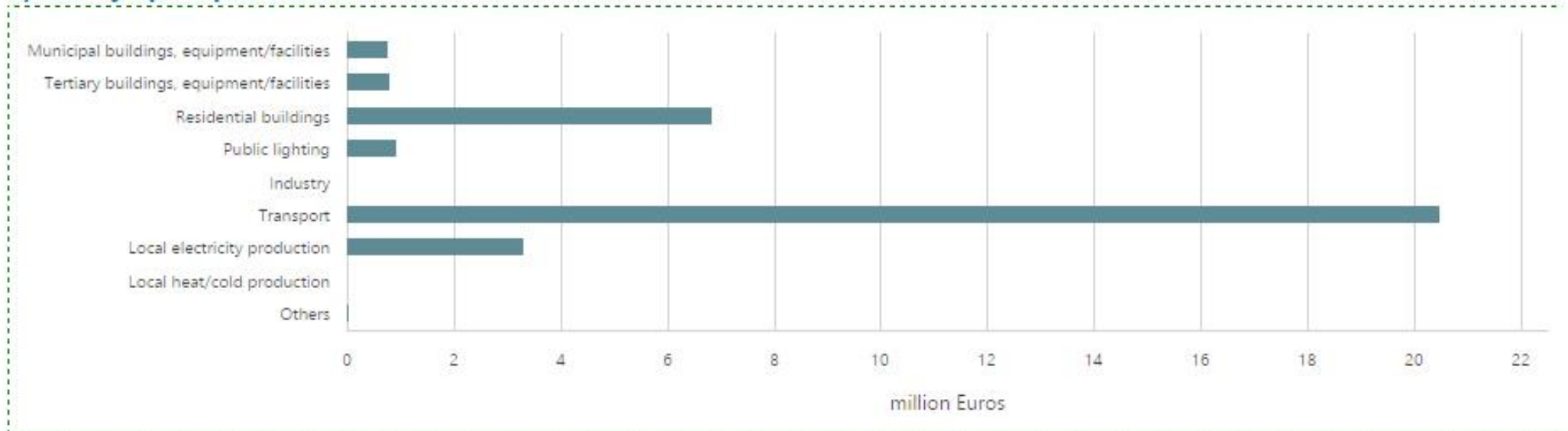
### 1) Status of implementation of actions



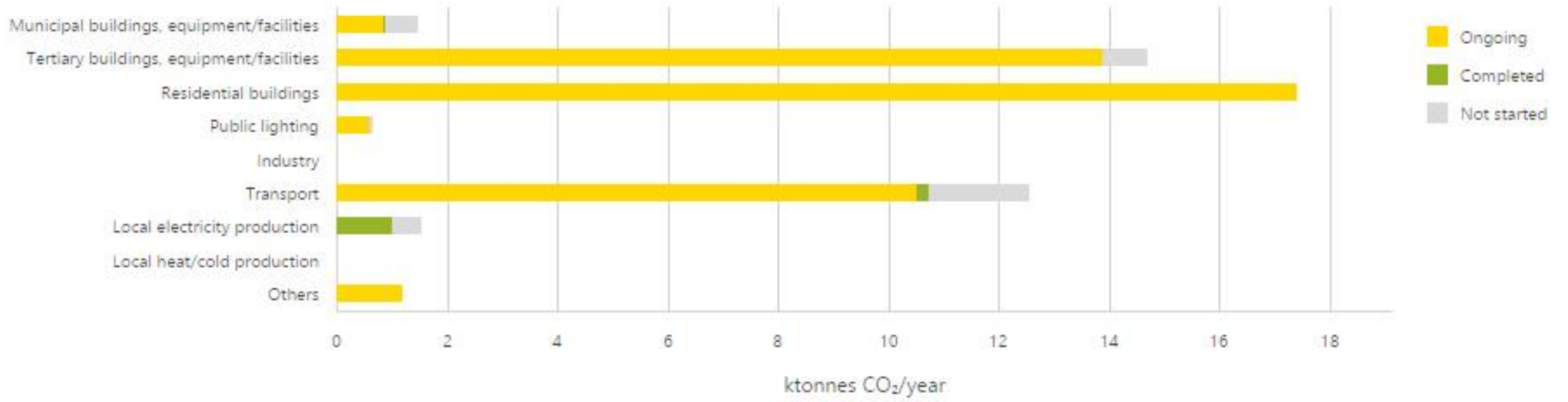
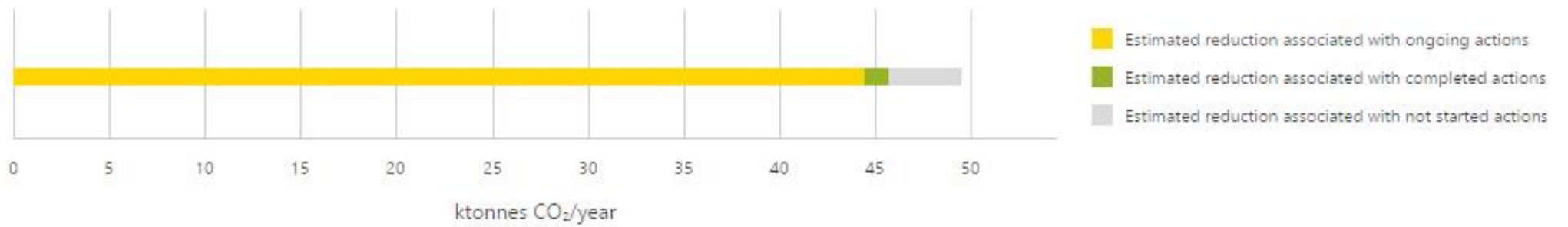
## 2) Overall budget spent



## 3) Money spent per sector

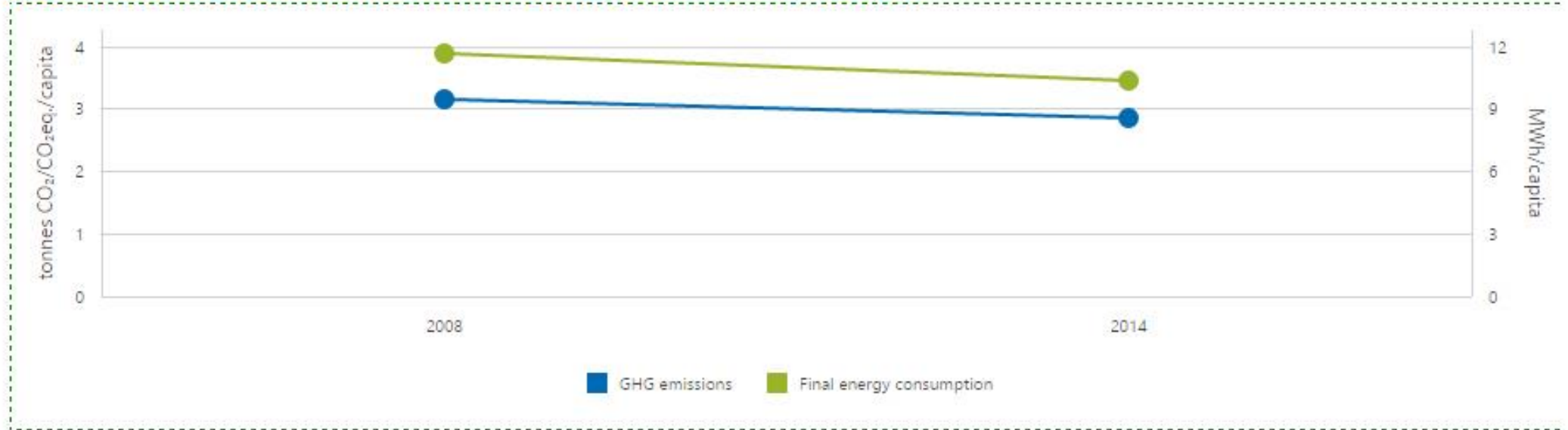


#### 4) Estimated greenhouse gas emissions reduction according to the implementation status of the actions

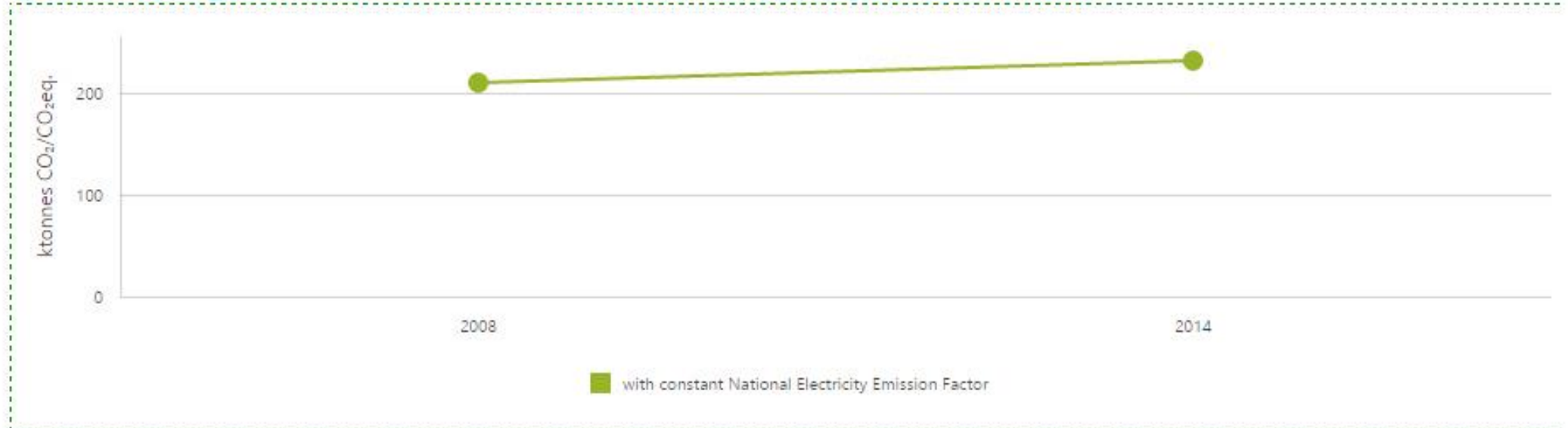


## ii Your performance towards energy sustainability

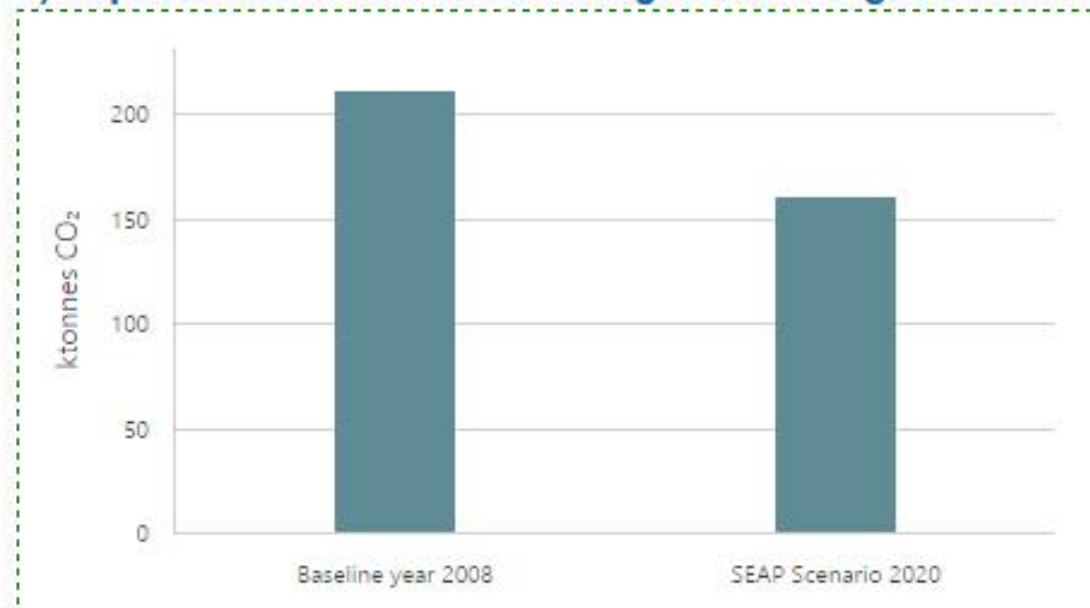
### 5) Greenhouse gas emissions and final energy consumption per capita



### 6) Greenhouse gas emissions (influence of the National Electricity Emission Factor)



## 7) Expected evolution in terms of greenhouse gas emissions





## 8) Final energy consumption per sector



## 9) Final energy consumption per energy carrier



## Benchmarks

### MĂSURI DE EFICIENȚĂ ENERGETICĂ ȘI ASIGURAREA ENERGIEI DURABILE UTILIZÂND PANOURI FOTO-VOLTAICE ȘI ENERGIE SOLARĂ PENTRU BAZINUL OLIMPIC



**Field of action:** Municipal buildings, equipment/facilities

**Implementation timeframe:** 2011 - 2013

**Responsible body:** Alba Iulia Municipality - Technical, Development Department

**Description:** Măsuri de eficiență energetică și asigurarea energiei durabile utilizând panouri foto-voltaice și energie solară pentru Bazinul Olimpic

**Financing sources:** Local Authority's own resources, EU Funds & Programmes

#### KEY FIGURES

- CO<sub>2</sub> reduction : 35 t CO<sub>2</sub> eq./a
- Energy savings: 40 MWh/a
- Renewable energy produced: 60 MWh/a
- Implementation cost: 170000 €

Benchmarks	Data	Limbă
Măsuri de eficiență energetică și asigurarea energiei durabile utilizând panouri foto-voltaice și energie solară pentru Bazinul Olimpic	27 ian 2015	ro
Reabilitarea termică a blocurilor de apartamente prin programul național de reabilitare termică a clădirilor	27 ian 2015	ro
Proiect de mobilitate urbană pentru biciclete în zona istorică a cetății	27 ian 2015	ro
Asigurarea sustenabilității energetice utilizând sursele energetice regenerabile pentru 4 clădiri de instituții publice din Alba Iulia	27 ian 2015	ro

BEI 2008	Consumul final de energie [MWh/an]						
Combustibili și factori de emisii [tone CO2/MWh]	Electricitate	Gaze naturale	Motorină	Benzină	Biomasă lemnoasă	Combustibili verzi	Total
<b>Clădiri și facilități</b>	0,701	0,202	0,267	0,249	0,250	0,000	17038
Clădiri, echipamente și facilități municipale	1704	15334					219719
Clădiri echipamente și facilități terțiare (non-municipale)	34423	185296					365939
Clădiri rezidențiale	48435	315504			2000		2761
Iluminat public	2761						
<b>Transport</b>							
Flota municipală			146	186			332
Transport public			6679	0			6679
Transport privat și comercial			86302	77531			163833
<b>Total</b>	<b>87323</b>	<b>516134</b>	<b>93127</b>	<b>77717</b>	<b>2000</b>	<b>0</b>	<b>776301</b>
MEI 2014	Consumul final de energie [MWh/an]						
Combustibili și factori de emisii [tone CO2/MWh]	Electricitate	Gaze naturale	Motorină	Benzină	Biomasă lemnoasă	Combustibili verzi	Total
<b>Clădiri și facilități</b>	0,701	0,202	0,267	0,249	0,250	0,000	15578
Clădiri, echipamente și facilități municipale	2165	13413					204325
Clădiri echipamente și facilități terțiare (non-municipale)	32000	172325					275448
Clădiri rezidențiale	38570	233678			3200		3443
Iluminat public	3443						
<b>Transport</b>							
Flota municipală			298	157			455
Transport public			7944	38			7982
Transport privat și comercial			80400	71250			151650
<b>Total</b>	<b>76178</b>	<b>419416</b>	<b>88642</b>	<b>71445</b>	<b>3200</b>	<b>0</b>	<b>658881</b>

BEI 2008	Tone de CO2 emise/an asociate consumului final de energie					
Combustibili și factori de emisii [tone CO2/MWh]	Electricitate	Gaze naturale	Motorină	Benzină	Biomasă lemnoasă	Total
<b>Clădiri și facilități</b>						
Clădiri, echipamente și facilități municipale	1194,50	3097,47	0,00	0,00	0,00	4291,97
Clădiri echipamente și facilități terțiare (non-municipale)	24130,52	37429,79	0,00	0,00	0,00	61560,32
Clădiri rezidențiale	33952,94	63731,81	0,00	0,00	500,00	98184,74
Iluminat public	1935,46	0,00	0,00	0,00	0,00	1935,46
<b>Transport</b>						
Flota municipală	0,00	0,00	38,98	46,31	0,00	85,30
Transport public	0,00	0,00	1783,29	0,00	0,00	1783,29
Transport privat și comercial	0,00	0,00	23042,63	19305,22	0,00	42347,85
<b>Total</b>	<b>61213,42</b>	<b>104259,07</b>	<b>24864,91</b>	<b>19351,53</b>	<b>500,00</b>	<b>210188,93</b>
<b>MEI 2014</b>	<b>Tone de CO2 emise/an asociate consumului final de energie</b>					
<b>Combustibili și factori de emisii [tone CO2/MWh]</b>	<b>Electricitate</b>	<b>Gaze naturale</b>	<b>Motorină</b>	<b>Benzină</b>	<b>Biomasă lemnoasă</b>	<b>Total</b>
<b>Clădiri și facilități</b>						
Clădiri, echipamente și facilități municipale	1517,67	2709,43	0,00	0,00	0,00	4227,09
Clădiri echipamente și facilități terțiare (non-municipale)	22432,00	34809,65	0,00	0,00	0,00	57241,65
Clădiri rezidențiale	27037,57	47202,96	0,00	0,00	800,00	75040,53
Iluminat public	2413,54	0,00	0,00	0,00	0,00	2413,54
<b>Transport</b>						
Flota municipală	0,00	0,00	79,57	39,09	0,00	118,66
Transport public	0,00	0,00	2121,05	9,46	0,00	2130,51
Transport privat și comercial	0,00	0,00	21466,80	17741,25	0,00	39208,05
<b>Total</b>	<b>53400,78</b>	<b>84722,03</b>	<b>23667,41</b>	<b>17789,81</b>	<b>800,00</b>	<b>180380,03</b>

**ANUL DE  
REFERINȚĂ:  
2008**

**Imaginea consumurilor de energie și a emisiilor de CO2 la nivelul localității**

Nivelul consumurilor energetice BEI	<b>100</b> % reprezentând	<b>776301,00</b> MWh/an
Nivelul emisiilor de CO2 BEI	<b>100</b> % reprezentând	<b>210188,93</b> tone CO2/an

**2020**

Ținta reducerilor de consumuri energetice	<b>20</b> % reducere, reprezentând	<b>155260,20</b> MWh/an
Ținta reducerilor de emisii de CO2	<b>24</b> % reducere, reprezentând	<b>50445,34</b> tone CO2/an

**PRIMUL AN DE  
MONITORIZARE:  
2014**

**Analiza evoluției consumurilor de energie și a emisiilor la nivelul localității**

Consumurile anuale de energie au fost reduse cu:	<b>15,13</b> % față de raportul anterior
existând o diferență de	117420,00 MWh/an față de raportul anterior
și de	117420,00 MWh/an față de raportul inițial BEI
Mai sunt de redus încă:	503620,8 MWh/an pentru atingerea țintei propuse

**Analiza evoluției emisiilor de CO2 la nivelul localității**

Emisiile anuale de CO2 au fost reduse cu:	<b>14,18</b> % față de raportul anterior
existând o reducere de	29808,90 tone CO2/an față de raportul anterior
și o reducere de	29808,90 tone CO2/an față de ținta inițială BEI
Mai sunt de redus încă:	129934,69 tone CO2/an pentru atingerea țintei propuse